

STRONGHOLD INSURANCE COMPANY, INC.
17/F Security Bank Centre, Ayala Avenue, Makati City

FINANCIAL STATEMENTS

December 31, 2020

PHILIPPINE CURRENCY

I.T. SABADO & ASSOCIATES

Certified Public Accountants

I.T. SABADO & ASSOCIATES

Certified Public Accountants

9-A-2-A Saint John St.
New Era, Quezon City
Tel: (632) 8290 8192

INDEPENDENT AUDITORS' REPORT

The Board of Directors and Shareholders
STRONGHOLD INSURANCE COMPANY, INC.
17/F Security Bank Centre
Ayala Avenue, Makati City

Report on the Audit of the Financial Statements

Opinion

We have audited the financial statements of Stronghold Insurance Company, Inc., which comprise the statements of financial position as at December 31, 2020 and 2019, and the statements of income, statements of changes in equity and statements of cash flows for the years then ended, and notes to the financial statements, including summary of significant accounting policies.

In our opinion, the accompanying financial statements present fairly, in all material respects, the financial position of the Company as at December 31, 2020 and 2019, and its financial performance and its cash flows for the years then ended in accordance with Philippine Financial Reporting Standards (PFRSs).

Basis for Opinion

We conducted our audits in accordance with Philippine Standards on Auditing (PSAs). Our responsibilities under those standards are further described in the *Auditor's Responsibilities for the Audit of the Financial Statements* section of our report. We are independent of the Company in accordance with the Code of Ethics for Professional Accountants in the Philippines (Code of Ethics) together with the ethical requirements that are relevant to our audit of the financial statements in the Philippines, and we have fulfilled our other ethical responsibilities in accordance with these requirements and the Code of Ethics. We believe that the audit evidence we have obtained is sufficient and appropriate to provide a basis for our opinion.

Responsibilities of Management and Those Charged with Governance for the Financial Statements

Management is responsible for the preparation and fair presentation of the financial statements in accordance with PFRSs, and for such internal control as management determines is necessary to enable the preparation of financial statements that are free from material misstatement, whether due to fraud or error.

In preparing the financial statements, management is responsible for assessing the Company's ability to continue as a going concern, disclosing, as applicable, matters related to going concern and using the going concern basis of accounting unless management either intends to liquidate the Company or to cease operation, or has no realistic alternative but to do so.

CERTIFIED TRUE COPY

MARILOU S. VALLES
Chief, LTDPQAD

Those charged with governance are responsible for overseeing the Company's financial reporting process.

Auditor's Responsibilities for the Audit of the Financial Statements



Our objectives are to obtain reasonable assurance about whether the financial statements as a whole are free from material misstatement, whether due to fraud or error, and to issue an auditor's report that includes our opinion. Reasonable assurance is a high level of assurance, but is not a guarantee that an audit conducted in accordance with PSAs will always detect a material misstatement when it exists. Misstatements can arise from fraud or error and are considered material if, individually or in the aggregate, they could reasonably be expected to influence the economic decisions of users taken on the basis of these financial statements.

As part of an audit in accordance with PSAs, we exercise professional judgment and maintain professional skepticism throughout the audit. We also:

- Identify and assess the risks of material misstatement of the financial statements, whether due to fraud or error, design and perform audit procedure responsive to those risks, and obtain audit evidence that is sufficient and appropriate to provide a basis for our opinion. The risk of not detecting a material misstatement resulting from fraud is higher than for one resulting from error, as fraud may involve collusion, forgery, intentional omissions, misrepresentations, or the override of internal control.
- Obtain an understanding of internal control relevant to the audit in order to design audit procedures that are appropriate in the circumstances, but not for the purpose of expressing an opinion on the effectiveness of the Company's internal control.
- Evaluate the appropriateness of accounting policies used and the reasonableness of accounting estimates and related disclosures made by management.
- Conclude on the appropriateness of management's use of the going concern basis of accounting and, based on audit evidence obtained, whether a material uncertainty exists related to events or conditions that may cast significant doubt on the Company's ability to continue as a going concern. If we conclude that a material uncertainty exists, we are required to draw attention in our auditor's report to the related disclosures in the financial statements or, if such disclosures are inadequate, to modify our opinion. Our conclusions are based on the audit evidence obtained up to date of our auditor's report. However, future events or conditions may cause the Company to cease to continue as a going concern.
- Evaluate the overall presentation, structure and content of the financial statements, including the disclosures, and whether the financial statements represent the underlying transactions and events in a manner that achieves fair presentation.

We communicate with those charged with governance regarding, among other matters, the planned scope and timing of the audit and significant audit findings, including any significant deficiencies in internal control that we identify during our audit.

CERTIFIED TRUE COPY


MARIOU S. VALLES
Chief, LTDPQAD


Report on the Supplementary Information Required Under Revenue Regulations No. 15-2010

Our audits were conducted for the purpose of forming an opinion on the basic financial statements taken as a whole. The supplementary information required under Revenue Regulations No. 15-2010 in Notes to the financial statements is presented for purposes of filing with the Bureau of Internal Revenue and is not a required part of the basic financial statements. Such information is the responsibility of the management of Stronghold Insurance Company, Inc. The information has been subjected to the auditing procedures applied in our audits of the basic financial statements. In our opinion, the information is fairly stated, in all material respects, in relation to the basic financial statements taken as a whole.

I.T. SABADO & ASSOCIATES, CPAs

PRC/BOA Registration No. 1324

Until September 10, 2021

BIR Accreditation No. 07-000400-003-2020

Until May 26, 2023

IC Accreditation No. F-2018-011-R

Until November 21, 2021

By:



ISAGANI T. SABADO

Managing Partner

CPA Reg. No. 078824

Until July 10, 2022

IC Accreditation No. SP-2018-020-R

Until November 21, 2021

TIN 145-707-022


PTR No. 886019

February 1, 2021

Quezon City

June 28, 2021

CERTIFIED TRUE COPY



MARILOU S. VALLES
Chief, LTDPQAD

STRONGHOLD INSURANCE COMPANY, INC.**STATEMENT OF FINANCIAL POSITION****December 31, 2020****(With comparative figures for 2019)**

ASSETS				
	Notes	2020		2019
Cash and cash equivalents	4	P 774,227,909	P	699,735,985
Insurance balances receivable	5	1,536,049,861		1,431,135,840
Financial assets at fair value through other comprehensive income	6	12,445,161		15,504,557
Financial assets at amortized costs	7	400,849,087		366,977,655
Investment in stocks	8	32,659,805		32,659,805
Loans and receivables	9	237,889,099		73,983,274
Reinsurance assets	10	250,560,648		141,777,310
Deferred acquisition cost	11	116,448,912		119,365,537
Deferred reinsurance premium	12	100,515,088		40,933,989
Investment properties	13	15,809,000		134,878,000
Property and equipment - net	14	348,278,376		171,984,043
Other assets	15	2,771,774		1,813,251
TOTAL ASSETS		P 3,828,504,721	P	3,230,749,245

LIABILITIES AND SHAREHOLDERS' EQUITY**LIABILITIES**

Insurance contract liabilities	16	P 1,426,000,590	P	1,166,515,928
Reinsurance payable	17	216,915,866		126,250,902
Commission payable		25,141,074		21,278,838
Deferred commission income	18	11,440,651		11,871,213
Accounts and other payables	19	382,307,115		422,325,536
Total Liabilities		2,061,805,296		1,748,242,417

SHAREHOLDERS' EQUITY

Paid-up share capital	20	500,000,000		500,000,000
Subscribed share capital	21	500,000,000		-
Deposit for future subscription	22	-		268,437,488
Additional paid in capital	23	35,196,097		35,196,097
Contributed surplus	24	71,000,000		71,000,000
Fluctuation reserves	25	79,723,355		66,819,357
Accumulated profits	26	580,779,972		541,053,886
Total Shareholders' Equity		1,766,699,424		1,482,506,828

TOTAL LIABILITIES AND SHAREHOLDERS' EQUITY **P 3,828,504,721** **P 3,230,749,245**

See accompanying Notes to Financial Statements.

CERTIFICATION**IP100.00****DOC. STAMP****P30.00****REFERENCE NO.** 212052456**DATE** 07-13-21**CERTIFIED TRUE COPY****MARLOU S. VALLES**
Chief, LTDPQAD

STRONGHOLD INSURANCE COMPANY, INC.

INCOME STATEMENT


For the year ended December 31, 2020

(With comparative figures for 2019)

	Notes	2020	2019
REVENUE			
Gross earned premiums on insurance contracts	27	P 1,224,052,125	P 1,144,971,949
Reinsurers' share on gross earned premiums	28	97,531,569	87,044,082
Net Earned Premiums		1,126,520,556	1,057,927,867
Commissions income	29	21,601,656	23,922,435
TOTAL REVENUE		1,148,122,212	1,081,850,302
DIRECT COSTS			
Net insurance benefits and claims	30	579,689,277	534,624,359
Commission expense	31	220,089,825	201,068,069
Other underwriting expense	32	12,004,746	21,122,667
Total Direct Costs		811,783,848	756,815,095
GROSS INCOME		336,338,364	325,035,207
OTHER REVENUE			
Investment and other income	33	22,545,659	22,044,546
TOTAL REVENUE		358,884,023	347,079,754
GENERAL AND ADMINISTRATIVE EXPENSES	34	276,084,275	258,239,012
INCOME BEFORE INCOME TAX		82,799,749	88,840,742
INCOME TAX EXPENSE	35	44,070,269	30,032,301
NET INCOME		P 38,729,480	P 58,808,441

See accompanying Notes to Financial Statements.

CERTIFIED TRUE COPY



MARLOU S. VALLES
Chief, LTDPQAD

STRONGHOLD INSURANCE COMPANY, INC.
STATEMENT OF COMPREHENSIVE INCOME
For the year ended December 31, 2020
(With comparative figures for 2019)

	Note	2020	2019
Net Income	P	38,729,480 P	58,808,441
Other Comprehensive Income:			
Unrealized gain on financial assets at fair value through other comprehensive income	6, 25	(3,059,396)	(869,902)
Revaluation surplus	14, 25	16,960,000	-
TOTAL COMPREHENSIVE INCOME	P	52,630,084 P	57,938,539

See accompanying Notes to Financial Statements.

CERTIFIED TRUE COPY


MARILOU S. VALLES
Chief, LTDPQAD

STRONGHOLD INSURANCE COMPANY, INC.

STATEMENT OF CHANGES IN EQUITY


For the year ended December 31, 2020

(With comparative figures for 2019)

	Notes	2020	2019
SHARE CAPITAL	20		
Balance at beginning of year	P	500,000,000	P 429,953,800
Paid during the year		-	70,046,200
Balance at end of year		500,000,000	500,000,000
SUBSCRIBED SHARE CAPITAL	21		
Balance at beginning of year		-	70,046,200
Addition during the year		500,000,000	(70,046,200)
Balance at end of year		500,000,000	-
DEPOSIT FOR FUTURE SUBSCRIPTION	22		
Balance at beginning of year		268,437,488	-
Addition during the year		(268,437,488)	268,437,488
Balance at end of year		-	268,437,488
ADDITIONAL PAID IN CAPITAL	23	35,196,097	35,196,097
CONTRIBUTED SURPLUS	24	71,000,000	71,000,000
FLUCTUATION RESERVE	25		
Balance at beginning of year		66,819,357	68,685,865
Increase (decrease) in fair value		12,903,998	(1,866,508)
Balance at end of year		79,723,355	66,819,357
ACCUMULATED PROFITS	26		
Balance at beginning of year		541,053,886	497,734,651
Amortization of revaluation surplus		996,606	996,606
Prior year adjustment		-	(16,485,811)
Net income for the year		38,729,480	58,808,441
Balance at end of year		580,779,972	541,053,886
TOTAL SHAREHOLDERS' EQUITY		P 1,766,699,424	P 1,482,506,828

See accompanying Notes to Financial Statements.

CERTIFIED TRUE COPY


MARLOU S. VALLES
 Chief, LTDPQAD

STRONGHOLD INSURANCE COMPANY, INC.

STATEMENT OF CASH FLOWS

For the year ended December 31, 2020

(With comparative figures for 2019)

	Notes	2020	2019
CASH FLOWS FROM OPERATING ACTIVITIES :			
Net income	P	38,729,480	P 58,808,441
Adjustment for :			
Depreciation	14, 34	14,409,202	13,038,816
Provision for uncollectible accounts	5, 34	419,658	5,577,678
Gain on increase in fair value of investment property	15, 33	(931,000)	-
Amortized premium (discount)	7	(553,718)	(280,386)
Prior year adjustment	26	-	(16,485,811)
Deferred tax asset		-	24,509,829
Impairment losses	34	-	1,240,547
OPERATING INCOME BEFORE CHANGES IN			
OPERATING ASSETS AND LIABILITIES		52,073,622	86,409,114
Changes in Operating Assets and Liabilities			
Decrease (Increase) in:			
Insurance balances receivable	5	(105,333,679)	(510,538,777)
Loans and other receivables	9	9,766,062	(8,174,951)
Reinsurance assets	10	(108,783,338)	53,288,289
Deferred acquisition cost	11	2,916,624	(25,865,633)
Deferred reinsurance premium	12	(59,581,099)	4,301,821
Other assets	15	(958,523)	940,694
Increase (Decrease) in:			
Insurance contract liabilities	16	259,484,662	175,781,196
Reinsurance payables	17	90,664,964	39,889,617
Commission payable		3,862,236	(1,999,207)
Deferred commission income	18	(430,561)	211,578
Accounts and other payables	19	(40,018,422)	170,721,751
NET CASH PROVIDED BY (USED IN) OPERATING ACTIVITIES		103,662,548	(15,034,511)
CASH FLOWS FROM INVESTING ACTIVITIES :			
Acquisition of financial assets at fair value			
though other comprehensive income	6	-	(434,830)
Disposal of financial assets at amortized costs	7	129,128,000	23,000,000
Acquisition of financial assets at amortized costs	7	(162,445,714)	(66,756,549)
Acquisition of investment in stocks	8	-	(1,000)
Acquisition of property & equipment	14	(53,743,535)	(48,769,306)
NET CASH USED IN INVESTING ACTIVITIES		(87,061,249)	(92,961,685)
CASH FLOWS FROM FINANCING ACTIVITIES :			
Payment on subscribed shares	21	57,890,625	60,046,200
Increase in deposit for future subscription	22	-	148,437,488
NET CASH PROVIDED BY FINANCING ACTIVITIES		57,890,625	208,483,688
NET INCREASE IN CASH AND CASH EQUIVALENTS		74,491,924	100,487,492
CASH AND CASH EQUIVALENTS AT BEGINNING OF YEAR		699,735,985	599,248,493
CASH AND CASH EQUIVALENTS AT END OF YEAR	P	774,227,909	P 699,735,985

See accompanying Notes to Financial Statements

MARILOU S. VALLES
Chief, LTDPQAD

STRONGHOLD INSURANCE COMPANY, INC.**NOTES TO FINANCIAL STATEMENTS****DECEMBER 31, 2020**

(With comparative figures as at and for the year ended December 31, 2019)

(All amounts are shown in Philippine Peso unless otherwise stated)

Note 1 - Organization and operation

STRONGHOLD INSURANCE COMPANY, INC. is a domestic corporation registered with the Securities and Exchange Commission on March 1, 1960 under SEC Reg. No. 16697 and primarily engaged in the business of insurance and guaranty in any line, except in life insurance, for a consideration, to indemnify any person, firm or corporation against loss, damage or liability arising from an unknown or contingent event and to guarantee liabilities and obligation of any person, firm or corporation.

The registered address of the Company is at 17/F Security Bank Centre Building, 6776 Ayala Avenue, Makati City, Philippines.

The accompanying financial statements of the Company were reviewed and authorized for issue by the Board of Directors on June 28, 2021.

Note 2 - Significant accounting policies**2.1 Basis of Preparation**

The financial statements have been prepared using the historical cost basis, except for financial assets at fair value through other comprehensive income (FVOCI), financial assets at amortized costs, investment properties and certain property and equipment which have been measured at fair value.

The financial statements are measured in Philippine Peso, which is the Company's functional currency. All values are rounded off to the nearest peso values, unless otherwise indicated.

2.2 Statement of Compliance

The financial statements of the Company have been prepared in compliance with Philippine Financial Reporting Standards (PFRS). PFRS includes statements named PFRS and Philippine Accounting Standards (PAS) and Philippine Interpretations from International Financial Reporting Interpretations Committee (IFRIC), issued by the Financial Reporting Standards Council (FRSC).

2.3 Changes in Accounting Policies

The accounting policies adopted are consistent with those of the previous financial year except for the adoption of the following amendments and improvements to PFRS, which became effective on or after January 1, 2019. Adoption of these pronouncements did not have any significant impact on the Company's financial position or performance unless otherwise indicated.

- Amendments to PFRS 4, *Insurance Contracts*, Applying PFRS 9, *Financial Instruments*, with PFRS 4

The amendments address concerns arising from implementing PFRS 9, the new financial instruments standard, before implementing the forthcoming insurance contracts standard. The amendments allow entities to choose between the overlay approach and the deferral approach to deal with the transitional challenges. The overlay approach gives all entities that issue insurance contracts the option to recognize in other comprehensive income, rather than in profit or loss, the volatility that could arise when PFRS 9 is applied before the new insurance contracts standard becomes effective. On the other hand, the

deferral approach gives entities whose activities are predominantly connected with insurance an optional temporary exemption from applying PFRS 9 from January 1, 2018 until the earlier of application of the forthcoming insurance contracts standard or January 1, 2021.

The overlay approach and the deferral approach will only be available to an entity if it has not previously applied PFRS 9.

- PFRS 15, *Revenue from Contracts with Customers*

PFRS 15 supersedes PAS 18, Revenue and related interpretation. The standard establishes a new five-step model that will apply, with limited exceptions, to revenue arising from contracts with customers. Under PFRS 15, revenue is recognized at an amount that reflects the consideration to which an entity expects to be entitled in exchange for transferring goods or services to a customer. The principles in provide a more structured approach to measuring and recognizing revenue.

PFRS 15 requires entities to exercise judgment, taking into consideration all of the relevant facts and circumstances when applying each step of the model to contracts with customers. The standard also specifies the accounting for the incremental costs of obtaining a contract and the costs directly related to fulfilling a contract.

The new revenue standard is applicable to all entities and will supersede all current revenue recognition requirements under PFRSs.

The adoption of PFRS 15 did not have significant impact on the Company's financial statements since its revenue streams are outside the scope of PFRS 15. These include insurance revenue, investment income (including gain on sale of financial assets at fair value through other comprehensive income), commission income, fair value gains on revaluation of nonfinancial assets and foreign currency exchange gains.

- Amendments to PAS 28, *Measuring an Associate or Joint Venture at Fair Value* (Part of Annual Improvements to PFRSs 2014 - 2016 Cycle)

- Amendments to PAS 40, *Investment Property, Transfers of Investment Property*

The amendments clarify when an entity should transfer property, including property under construction or development into, or out of investment property. The amendments state that a change in use occurs when the property meets, or ceases to meet, the definition of investment property and there is evidence of the change in use. A mere change in management's intentions for the use of a property does not provide evidence of a change in use. The amendments should be applied prospectively to changes in use that occur on or after the beginning of the annual reporting period in which the entity first applies the amendments. Retrospective application is only permitted if this is possible without the use of hindsight.

- Philippine Interpretation IFRIC-22, *Foreign Currency Transactions and Advance Consideration*

Future Changes in Accounting Policies

Pronouncements issued but not yet effective are listed below. Unless otherwise indicated, the Company does not expect that the future adoption of the said pronouncements to have a significant impact on its financial statements. The Company intends to adopt the following pronouncements when they become effective.

Effective beginning on or after January 1, 2020

- Amendments to PFRS 9, *Prepayment Features with Negative Compensation*

The amendments to PFRS 9 allow debt instruments with negative compensation prepayment features to be measured at amortized cost or fair value through other comprehensive income. An entity shall apply these amendments for annual reporting periods beginning on or after January 1, 2019. Earlier application is permitted.

- Amendments to PAS 28, *Long-term Interests in Associates and Joint Ventures*
- Philippine Interpretation IFRIC-23, *Uncertainty over Income Tax Treatments*
- Amendments to PFRS 10 and PAS 28, *Sale or Contribution of Assets between an Investor and its Associate or Joint Venture*

Effective beginning on or after January 1, 2025

- IFRS 17, *Insurance Contracts*

IFRS 17 which will replace PFRS 4, Insurance Contracts which is effective January 1, 2023 but deferred further for two (2) years by the Insurance Commission with earlier application permitted as long as IFRS 9 and IFRS 15 are also applied. It combines features of both a financial instrument and a service contract. In addition, many insurance contracts generate cash flows with substantial variability over a long period.

- combines current measurement of the future cash flows with the recognition of profit over the period that services are provided under the contract;
- presents insurance service results (including presentation of insurance revenue) separately from insurance finance income or expenses; and
- requires an entity to make an accounting policy choice of whether to recognize all insurance finance income or expenses in profit or loss or to recognize some of that income or expenses in other comprehensive income.

Product Classification

Insurance contracts

Insurance contracts are those contracts where the Company (the insurer) has accepted significant insurance risk from another party (the policyholders) by agreeing to compensate the policyholders if a specified uncertain future event (the insured event) adversely affects the policyholders. As a general guideline, the Company determines whether it has significant insurance risk, by comparing benefits paid with benefits payable if the insured event did not occur. Insurance contracts can also transfer financial risk.

Investment contracts

Investment Contracts mainly transfer financial risk but can also transfer insignificant risk. Once a contract has been classified as an insurance contract, it remains an insurance contract for the remainder of its lifetime, even if the insurance risk reduces significantly during this period, unless all rights and obligations are extinguished or has expired. Investment contracts can however be reclassified as insurance contracts after inception if the insurance risk becomes significant.

Foreign Currency Transactions and Translations

Transactions in foreign currencies are initially recorded at the functional currency rate ruling at the date of the transaction. Monetary assets and liabilities denominated in foreign currencies are retranslated at the functional currency rate of exchange ruling at the end of the reporting period. Nonmonetary items that are measured in terms of historical cost in a foreign currency are translated using the exchange rate as at the date of the initial transaction and are not subsequently restated. All foreign exchange

differences are recognized in the statement of income, except where it relates to equity securities where gains or losses are recognized in other comprehensive income.

Fair Value Measurement

The Company measures financial instruments, such as financial assets at FVPL and AFS financial assets, at fair value at each reporting date.

Fair value is the price that would be received to sell an asset or paid to transfer a liability in an orderly transaction between market participants at the measurement date. The fair value measurement is based on the presumption that the transaction to sell the asset or transfer the liability takes place either:

- In the principal market for the asset or liability, or
- In the absence of a principal market, in the most advantageous market for the asset or liability

The principal or the most advantageous market must be accessible to the Company.

The fair value of an asset or a liability is measured using the assumptions that market participants would use when pricing the asset or liability, assuming that market participants act in their economic best interest.

A fair value measurement of a non-financial asset takes into account a market participant's ability to generate economic benefits by using the asset in its highest and best use or by selling it to another market participant that would use the asset in its highest and best use.

The Company uses valuation techniques that are appropriate in the circumstances and for which sufficient data are available to measure fair value, maximizing the use of relevant observable inputs and minimizing the use of unobservable inputs.

All assets and liabilities for which fair value is measured or disclosed in the financial statements are categorized within the fair value hierarchy, described as follows, based on the lowest level of input that is significant to the fair value measurement as a whole:

- **Level 1-** Quoted (unadjusted) market prices in active markets for identical assets or liabilities
- **Level 2-** Valuation techniques for which the lowest level of input that is significant to the fair value measurement is directly or indirectly observable
- **Level 3-** Valuation techniques for which the lowest level of input that is significant to the fair value measurement is unobservable

For assets and liabilities that are recognized in the financial statement on a recurring basis, the Company determines whether transfers have occurred between Levels in the hierarchy by reassessing categorization (based on the lowest level of input that is significant to the fair value measurement as a whole) and at the end of each reporting date.

For fair value disclosures, the Company has determined classes of assets and liabilities on the basis of the nature, characteristics and risks of the asset or liability and the level of the fair value hierarchy as explained above.

Cash and Cash Equivalents

Cash includes cash on hand and in banks. Cash equivalents are short-term, highly-liquid investments that are readily convertible to known amounts of cash with original maturities of three months or less from dates of placement and are subject to an insignificant risk of changes in value.

Short-term Investments

Short term investments are short-term placements with maturities of more than three months but less than one year from the date of acquisition. These earn interest at the respective short-term investment rates.

Insurance Receivables

Insurance receivables are recognized on policy inception dates and measured on initial recognition at the fair value of the consideration receivable for the period of coverage. Subsequent to initial recognition, insurance receivables are measured at amortized cost. The carrying value of insurance receivables is reviewed for impairment whenever events or circumstances indicate that the carrying amount may not be recoverable, with the impairment loss recorded in the statement of income.

Insurance receivables are derecognized applying the de-recognition criteria for financial assets.

Financial Instruments

Date of recognition

Financial instruments are recognized in the statement of financial position when the Company becomes a party to the contractual provisions of the instrument. Purchases or sales of financial assets that require delivery of assets within the time frame established by regulation or convention in the marketplace are recognized on the trade date.

Initial recognition of financial instruments

Financial instruments are recognized initially at fair value of the consideration given (in case of an asset) or received (in the case of a liability). Except for financial instruments at FVPL, the initial measurement of financial assets includes transaction costs. The Company classifies its financial assets in the following categories: financial assets at fair value through profit or loss (FVPL), financial assets at fair value through other comprehensive income (FVOCI), financial assets at amortized cost and loans and receivables. The Company classifies its financial liabilities into financial liabilities at FVPL and other liabilities. The classification depends on the purpose for which the investments were acquired and whether they are quoted in an active market.

Financial instruments are classified as liability or equity in accordance with the substance of the contractual arrangement. Interest, dividends, gains and losses relating to a financial instrument or a component that is a financial liability, are reported as expense or income. Distributions to holders of financial instruments classified as equity are charged directly to equity, net of any related income tax benefits.

"Day 1" difference

Where the transaction price in a non-active market is different from the fair value from other observable current market transactions in the same instrument or based on a valuation technique whose variables include only data from observable market, the Company recognizes the difference between the transaction price and fair value (a "Day 1" profit or loss) in the statement of income unless it qualifies for recognition as some other type of asset. In cases where an unobservable data is used, the difference between the transaction price and model value is only recognized in the statement of income when the inputs become observable or when the instrument is derecognized. For each transaction, the Company determines the appropriate method of recognizing the "Day 1" difference amount.

Financial assets or financial liabilities at FVPL

This category consists of financial assets or financial liabilities that are held for trading or those designated by management as at FVPL on initial recognition. Derivative instruments, except those covered by hedge accounting relationships, are also classified under this category.

Financial assets or financial liabilities may be designated at initial recognition as at FVPL if the following criteria are met: (a) the designation eliminates or significantly reduces the inconsistent treatment that would otherwise arise from measuring the assets or liabilities or recognizing gains or losses on them on a different basis; or (b) the assets or liabilities are part of a group of financial assets or liabilities which are managed and their performance evaluated on a fair value basis, in accordance with a documented risk management strategy; or (c) the financial asset or financial liabilities contains an embedded derivative that would need to be separately recorded.

Financial assets and financial liabilities at FVPL are recorded in the statement of financial position at fair value, with changes in the fair value recorded in the statement of income.

Financial assets at FVOCI

Financial assets at FVOCI are measured at fair value. For debt securities, the effective yield component of it, as well as the impact of restatement on foreign currency-denominated debt securities, is reported in the statement of income. Interest earned on holding financial assets at FVOCI are recorded as interest income in the statement of income using the effective interest rate. Dividends earned on holding financial assets at FVOCI are recognized in the statement of income when the right to receive the payment has been established. The unrealized gains and losses arising from the fair valuation of financial assets at FVOCI are reported as "Fluctuation reserve on stocks" in the equity section of the statement of financial position. The losses arising from impairment of such investments are recognized as "Impairment losses on financial assets at FVOCI" lodged under "Investment and other income". When the security is disposed of, the cumulative gain or loss previously recognized in equity is recognized in the statement of income. Where the Company holds more than one investment in the same security, the cost used is determined using the weighted average method.

When the fair value of an unquoted equity securities cannot be measured reliably because of lack of reliable estimates of future cash flows and discount rates necessary to calculate the fair value, these investments are carried at cost, less any allowance for impairment losses.

The Company's financial assets at FVOCI consist primarily of listed shares (common and preferred) in the Philippine Stock Exchange which were designated as financial assets at FVOCI upon initial recognition.

Loans and receivables

Loans and receivables are non-derivative financial assets with fixed or determinable payments and fixed maturities that are not quoted in an active market. They are not entered into with the intention of immediate or short-term resale and are not classified as financial assets at FVPL or AFS financial assets.

After initial measurement, the loans and receivables are subsequently measured at amortized cost using the effective interest rate method, less any allowance for impairment. Amortized cost is calculated by taking into account any discount or premium on acquisition and fees that are an integral part of the effective interest rate. The amortization is recorded as interest income in the statement of income. The loss arising from impairment of such loans and receivables are recognized in the statement of income. Any effects of restatement of foreign currency-denominated assets are recognized in the statement of income.

Financial assets at amortized cost

Financial assets at amortized cost are quoted non-derivative financial assets with fixed or determinable payments and fixed maturities for which management has the positive intention and ability to hold to maturity. Financial assets at amortized cost are recognized initially at fair value which includes transaction costs.

After initial measurement these investments are subsequently measured at amortized cost using the effective interest method, less any impairment in value. Amortized cost is calculated by taking into account any discount or premium on acquisition and fees that are an integral part of the effective interest rate. Gains and losses are recognized in income when the investments are derecognized and impaired, as well as through the amortization process. The losses arising from impairment of such investments are recognized in the statement of income.

Other financial liabilities

Issued financial instruments or their components, which are not designated at FVPL are classified as other financial liabilities, where the substance of the contractual arrangement results in the Company

having an obligation either to deliver cash or another financial asset to the holder, or to satisfy the obligation other than by the exchange of a fixed amount of cash or another financial asset for a fixed number of own equity shares.

After initial measurement, other financial liabilities are subsequently measured at amortized cost using the effective interest method. Amortized cost is calculated by taking into account any discount or premium on the issue and fees that are an integral part of the effective interest rate. Any effects of restatement of foreign currency-denominated liabilities are recognized in the statement of income.

The Company's other financial liabilities consists of insurance payables, loans payable, accounts payable and accrued expenses and other liabilities that meet the above definition.

Impairment of Financial Assets

The Company assesses at each end of the reporting period whether there is objective evidence that a financial asset or a group of financial assets is impaired. A financial asset or a group of financial assets is deemed to be impaired if, and only if, there is objective evidence of impairment as a result of one or more events that has occurred after the initial recognition of the asset (an incurred loss event) and that loss event (or events) has an impact on the estimated future cash flows of the financial asset or the group of financial assets that can be reliably estimated. Evidence of impairment may include indications that the borrower or a group of borrowers is experiencing significant financial difficulty, default or delinquency in interest or principal payments, the probability that they will enter bankruptcy or other financial reorganization and where observable data indicate that there is measurable decrease in the estimated future cash flows, such as changes in arrears or economic conditions that correlate with defaults.

Loans and receivables

For loans and receivables carried at amortized cost, the Company first assesses whether objective evidence of impairment exists individually for financial assets that are individually significant, or collectively for financial assets that are not individually significant.

If the Company determines that no objective evidence of impairment exists for individually assessed financial asset, whether significant or not, it includes the asset in a group of financial assets with similar credit risk characteristics and collectively assesses for impairment. Assets that are individually assessed for impairment and for which an impairment loss is, or continues to be, recognized are not included in a collective assessment for impairment. For the purpose of a collective evaluation of impairment, financial assets are grouped on the basis of credit risk characteristics such as past-due status and term.

If there is objective evidence that an impairment loss has been incurred, the amount of the loss is measured as the difference between the asset's carrying amount and the present value of the estimated future cash flows. The present value of the estimated future cash flows is discounted at the financial asset's original effective interest rate. Time value is generally not considered when the effect of discounting is not material. If a loan has a variable interest rate, the discount rate for measuring any impairment loss is the current effective interest rate, adjusted for the original credit risk premium. The calculation of the present value of the estimated future cash flows of a collateralized financial asset reflects the cash flows that may result from foreclosure less costs for obtaining and selling the collateral, whether or not foreclosure is probable.

The carrying amount of the asset is reduced through the use of an allowance account and the amount of loss is charged against the statement of income. If, in a subsequent period, the amount of the estimated impairment loss decreases because of an event occurring after the impairment was recognized, the previously recognized impairment loss is reversed. Any subsequent reversal of an impairment loss is recognized in the statement of income, to the extent that the carrying value of the asset does not exceed its amortized cost at the reversal date.

Financial assets at FVOCI

In case of equity investments classified as financial assets at FVOCI, impairment indicators would include a significant or prolonged decline in the fair value of the investments below its cost. Where there is evidence of impairment, the cumulative loss - measured as the difference between the acquisition cost and the current fair value, less any impairment loss on that financial asset previously recognized in the income statement - is removed from other comprehensive income and recognized in the statement of income. Impairment losses on equity investments are not reversed through the statement of income. Increases in fair value after impairment are recognized directly in other comprehensive income.

Investment in stock

If there is an objective evidence that an impairment loss on an unquoted equity instrument that is not carried at fair value because its fair value cannot be reliably measured, or on a derivative asset that is linked to and must be settled by delivery of such unquoted equity instrument has been incurred, the amount of the loss is measured as the difference between the asset's carrying amount and the present value of estimated future cash flows discounted at the current market rate of return for a similar financial asset.

Offsetting Financial Instruments

Financial assets and liabilities are offset and the net amount reported in the statement of financial position if, and only if, there is a currently enforceable right to offset the recognized amounts and there is an intention to settle on a net basis, or to realize the assets and settle the liability simultaneously. The Company assesses that it has a currently enforceable right to offset if the right is not contingent on a future event, and is legally enforceable in the normal course of business, event of default, and event of insolvency or bankruptcy of the Company and all of the counterparties.

De-recognition of Financial Assets and Liabilities

Financial assets

A financial asset (or, where applicable a part of a financial asset or part of a group of similar financial assets) is derecognized where:

- the right to receive cash flows from the asset have expired;
- the Company retains the right to receive cash flows from the asset, but has assumed an obligation to pay them in full without material delay to a third party under a 'pass-through' arrangement; or
- the Company has transferred its right to receive cash flows from the asset and either (a) has transferred substantially all the risks and rewards of the asset, or (b) has neither transferred nor retained substantially all the risks and rewards of the asset, but has transferred control of the asset.

Where the Company has transferred its right to receive cash flows from an asset or has entered into a pass-through arrangement, and has neither transferred nor retained substantially all the risks and rewards of the asset nor transferred control of the asset, the asset is recognized to the extent of the Company's continuing involvement in the asset. Continuing involvement that takes the form of a guarantee over the transferred asset is measured at the lower of the original carrying amount of the asset and the maximum amount of consideration that the Company could be required to repay.

Financial liabilities

A financial liability is derecognized when the obligation under the liability is discharged or cancelled or has expired. Where an existing financial liability is replaced by another from the same lender on substantially different terms, or the terms of an existing liability are substantially modified, such an exchange or modification is treated as a de-recognition of the original liability and the recognition of a new liability, and the difference in the respective carrying amounts is recognized in the statement of income.

Reinsurance

The Company cedes insurance risk in the normal course of business for all of its businesses. Reinsurance assets represent balances recoverable from unpaid losses incurred by the Company with coverage from

reinsurance companies. Recoverable amounts are estimated in a manner consistent with the outstanding claims provision and are in accordance with the reinsurance contract. Reinsurance recoverable on paid losses are included as part of Insurance receivables - net.

An impairment review is performed at each end of the reporting period or more frequently when an indication of impairment arises during the reporting year. Impairment occurs when objective evidence exists that the Company may not recover outstanding amounts under the terms of the contract, and when the impact on the amounts that the Company will receive from the reinsurer can be measured reliably. The impairment loss is recorded in the General expenses.

Ceded reinsurance arrangements do not relieve the Company from its obligations to policyholders.

The Company also assumes reinsurance risk in the normal course of business. Premiums and claims on assumed reinsurance are recognized as income and expenses in the same manner as they would be if the reinsurance were considered direct business, taking into account the product classification of the reinsured business. Reinsurance liabilities represent balances due to reinsurance companies. Amounts payable are estimated in a manner consistent with the associated reinsurance contract.

Premiums and claims are presented on a gross basis for both ceded and assumed reinsurance. Reinsurance assets or liabilities are derecognized when the contractual rights expire, are extinguished or when the contract is transferred to another party.

Deferred Acquisition Costs (DAC)

Commission and other acquisition costs that vary with and are primarily related to the acquisition of new and renewal insurance contracts are deferred and charged to expense in proportion to the premium revenue recognized. Subsequent to initial recognition, these costs are amortized on a straight-line basis using the 24th method over the life of the contract. Amortization is charged against the statement of income. The unamortized acquisition costs are shown in the assets section of the statement of financial position as "Deferred acquisition costs". All other acquisition costs are recognized as incurred.

An impairment review is performed at each end of the reporting period or more frequently when an indication of impairment arises. The carrying value is written down to the recoverable amount and the impairment loss is charged to the statement of income. The DAC is also considered in the liability adequacy test for each end of the reporting date.

Investment Property

Investment property is measured initially at cost, including transaction costs. Investment property pertains to property that is held to earn rent income or for capital appreciation or both, rather than for use in the production or supply of goods or services or for administrative purposes or sale in the ordinary course of business. Subsequent to initial recognition, investment properties are measured at fair value.

Investment properties are derecognized either when they have been disposed or when the asset is permanently withdrawn from use and no future economic benefits are expected from its disposal. Any gain or loss arising from de-recognition of the asset (calculated as the difference between the net disposal proceeds and the carrying amount of the asset) is included in the Company statement of income.

Property and Equipment

Property and equipment, except for land and buildings, are stated at cost, net of accumulated depreciation and amortization and any impairment in value.

The initial cost of property and equipment comprises its purchase price and any directly attributable costs of bringing the asset to its working condition and location for its intended use. Expenditures incurred after the property and equipment have been put into operations, such as repairs and

maintenance, are charged to income in the period in which the costs are incurred. In situations where it can be clearly demonstrated that the expenditures have resulted in an increase in the future economic benefits expected to be obtained from the use of an item of property and equipment beyond its originally assessed standard of performance, the expenditures are capitalized as an additional cost of property and equipment.

Land and buildings are measured subsequently using the revaluation model. Revaluation is made when the fair value of the revalued asset differs materially from the carrying amount. The revalued amount is the fair value at the date of the revaluation less any subsequent accumulated depreciation and impairment losses.

Depreciation of an item of property and equipment begins when it becomes available for use, i.e., when it is in the location and condition necessary for it to be capable of operating in the manner intended by the management. Depreciation is calculated using the straight-line method over the estimated useful life of the corresponding asset. Leasehold improvements are amortized over the shorter of the related lease term or the estimated useful life. The estimated useful lives of items of property and equipment are as follows:

	Number of Years
Building and Improvement	20-50
Electronic and data processing (EDP) equipment	2-5
Office equipment	5
Transportation equipment	5
Furniture, fixtures and equipment	5

Each part of an item of property and equipment with a cost that is significant in relation to the total cost of the item is depreciated separately.

The assets' estimated useful lives and depreciation method are reviewed periodically to ensure that the periods and method of depreciation are consistent with the expected pattern of economic benefits from the items of property and equipment.

Fully depreciated assets are retained in the accounts until they are no longer in use and no further depreciation are credited to or charged against the current operations.

When assets are retired or otherwise disposed of, the cost and the related accumulated depreciation and impairment in value are removed from the accounts and any gain or loss resulting from their disposals is credited to or charged against the current operations.

Computer Software

Cost associated with the acquisition or maintaining computer software programs are recognized as expense when incurred. Costs that are directly associated with identifiable and unique software controlled by the Company, which will generate economic benefits beyond one (1) year, are classified under property and equipment.

Expenditures which enhance or extend the performance of computer software programs beyond their original specifications are capitalized and added to the original cost of the software. Computer software development costs are recognized as assets are carried at cost less accumulated amortization. The costs are amortized using the straight-line method over their estimated useful lives of five (5) years.

Impairment of Nonfinancial Assets

The Company assesses at each reporting date whether there is an indication that property and equipment, investment property and computer software may be impaired. If any such indication exists, or when annual impairment testing for an asset is required, the Company makes an estimate of the

asset's recoverable amount. An asset's recoverable amount is the higher of an asset's or cash-generating unit's fair value less costs to sell and its value in use and is determined for an individual asset, unless the asset does not generate cash inflows that are largely independent of those from other assets or groups of assets. Where the carrying amount of an asset exceeds its recoverable amount, the asset is considered impaired and is written down to its recoverable amount. In assessing value in use, the estimated future cash flows are discounted to their present value using a pre-tax discount rate that reflects current market assessments of the time value of money and the risks specific to the asset.

An assessment is made at each reporting date as to whether there is any indication that previously recognized impairment losses may no longer exist or may have decreased. If such indication exists, the recoverable amount is estimated. A previously recognized impairment loss is reversed only if there has been a change in the estimates used to determine the asset's recoverable amount since the last impairment loss was recognized. If that is the case, the carrying amount of the asset is increased to its recoverable amount. That increased amount cannot exceed the carrying amount that would have been determined, net of depreciation, had no impairment loss been recognized for the asset in prior years. Such reversal is recognized in the statement of income unless the asset is carried at revalued amount, in which case, the reversal is treated as a revaluation increase. After such reversal the depreciation charge is adjusted in future periods to allocate the asset's revised carrying amount, less any residual value, on a systematic basis over its remaining estimated useful life.

Creditable Withholding Taxes (CWTs)

Creditable withholding taxes pertain to the taxes paid by the Company withheld by its counterparty for the payment of its expenses and other purchases. These CWTs are initially recorded at cost and included as part of "Other assets" in the statement of financial position.

CWTs may either be offset against income tax payable or be claimed as a refund from the taxation authorities at the option of the Company. If these CWTs are claimed as a refund, these will be recorded as a receivable under "Loans and receivables" in the statement of financial position.

At each end of the reporting period, an assessment for impairment is performed to assess the recoverability of the Company's CWTs.

Value-added Tax (VAT)

Revenues, expenses, assets and liabilities are recognized net of the amount of VAT, except where the VAT incurred on a purchase of assets or services is not recoverable from the taxation authority, in which case the VAT is recognized as part of the cost of acquisition of the asset or as part of the expense item as applicable.

The net amount of VAT recoverable from, or payable to, the taxation authority is included as part of "Other assets" or "Accounts payable and accrued expenses" in the statement of financial position.

Insurance Contract Liabilities

Provision for unearned premiums

The proportion of written premiums, gross of commissions payable to intermediaries, attributable to subsequent periods or to risks that have not yet expired is deferred as provision for unearned premiums. Premiums from short-duration insurance contracts are recognized as revenue over the period of the contracts using the 24th method. The change in the provision for unearned premiums is taken to the statement of income in the order that revenue is recognized over the period of risk.

Further provisions are made to cover claims under unexpired insurance contracts which may exceed the unearned premiums and the premiums due in respect of these contracts.

Provision for Claims Reported and Incurred But Not Reported (IBNR) Losses

Provision for claims reported and IBNR losses are based on the estimated ultimate cost of all claims incurred but not settled at the end of the reporting period, whether reported or not, together with related claims handling costs and reduction for the expected value of salvage and other recoveries. Delays can be experienced in the notification and settlement of certain types of claims, therefore the ultimate cost of which cannot be known with certainty at the reporting date. The IBNR losses are calculated based on standard actuarial projection techniques or combination of such techniques, such as but not limited to the chain ladder method, the expected loss ratio approach, the Bornhuetter - Ferguson method. At each reporting date, prior year claims estimates are reassessed for adequacy and changes made are charged to provision.

Liability adequacy test

At each reporting date, liability adequacy tests are performed to ensure the adequacy of insurance contract liabilities, net of related DAC assets. In performing the test, current best estimates of future cash flows, claims handling and policy administration expenses are used. Changes in expected claims that have occurred, but which have not been settled, are reflected by adjusting the liability for claims and future benefits. Any inadequacy is immediately charged against the statement of income by establishing an unexpired risk provision for losses arising from the liability adequacy tests. The reserve for unexpired risk is increased to the extent that the future claims and expenses in respect of current insurance contracts exceed future premiums plus the current provision for unearned premiums.

Equity

Share capital represents the value of shares that have been issued at par. Proceeds and or fair value of considerations received in excess of par value, if any, are recognized as part of "Contributed surplus". The transaction costs incurred as a necessary part of completing an equity transaction are accounted for as part of the transaction and are deducted from "Contributed surplus".

Contingency surplus pertains to capital infusions of shareholders to cover any deficiency in the solvency requirements by the Philippine Insurance Commission and can be withdrawn only upon approval of the same.

Accumulated profits include all the accumulated earnings of the Company less any dividends declared.

Revenue Recognition

Revenue is recognized to the extent that it is probable that economic benefits associated with the transaction will flow to the Company and the revenue can be reliably measured. The following specific recognition criteria must also be met before revenue is recognized:

Premium revenue

Gross insurance written premiums comprise the total premiums receivable for the whole period of cover provided by contracts entered into during the accounting period and are recognized on the inception date of the policy. Premiums include any adjustments arising in the accounting period for premiums receivable in respect of business written in prior periods.

Premiums are recognized as revenue over the period of the contracts using the 24th method. The portion of the premiums written and assumed that relate to the unexpired periods of the policies as of reporting date are accounted for as provision for unearned premiums and presented as part of "Insurance contract liabilities" in the statement of financial position. The related reinsurance premiums that pertain to the unexpired periods at reporting date are accounted for as deferred reinsurance premiums and presented as part of "Reinsurance assets" in the statement of financial position. The net changes in these accounts between reporting dates are charged against or credited to income or loss for the year.

Commission income

Commissions earned from short-duration insurance contracts are recognized as revenue over the period of contracts using the 24th method. The portion of the commissions that relates to the unexpired periods of the policies at the reporting date are accounted for as part of "Deferred reinsurance commissions" and presented in the statement of financial position.

Interest income

Interest income is recognized in the statement of income as it accrues, taking into account the effective yield of the asset. Interest income includes the amortization of any discount or premium using the straight line method.

Dividend income

Dividend income is recognized when the Company's right to receive the payment is established.

Expense Recognition

Expenses are decreases in economic benefits during the accounting period in the form of outflows or depletions of assets or incurrence of liabilities that result in decrease in equity, other than those relating to distribution to equity participants.

Benefits and claims

Gross benefits and claims consists of benefits and claims paid to policyholders, which include changes in the gross valuation of insurance contract liabilities, except for gross changes in the provision for unearned premiums which are recorded in gross premiums earned. It further includes internal and external claims handling costs that are directly related to the processing and settlement of claims. Amounts receivable in respect of salvage and subrogation are also considered and are offset against the related claims. Insurance claims are recorded on the basis of notification received.

Other underwriting expenses

Other underwriting expense pertains to the costs incurred by the Company prior to the issuance of policies to its policyholders. These costs include expenses for technical inspections, actuarial reviews and other work that is necessary to determine whether or not to accept the risks to be written. These costs are recognized as expense as they are incurred.

General expenses

General expenses are recognized in the statement of income as they are incurred.

Leases

Under the new standard, lessees will no longer classify their leases as either operating or finance leases in accordance with PAS 17, Leases. Rather, lessees will apply the single-asset model. Under this model, lessees will recognize the assets and related liabilities for most leases on their balance sheets, and subsequently, will depreciate or amortize the lease assets and recognize interest on the lease liabilities in their profit or loss. This is recorded as "right of use asset" and classified under intangible assets. Leases with a term of 12 months or less or for which the underlying asset is of low value are exempted from these requirements.

Rental income

Rental income is recognized on a straight-line basis over the term of the lease agreement.

The accounting by lessors is substantially unchanged as the new standard carries forward the principles of lessor accounting under PAS 17. Lessors, however, will be required to disclose more information in their financial statements, particularly on the risk exposure to residual value.

Leases where the Company retains substantially all the risks and benefits of ownership of the asset are classified as operating leases. Initial direct costs incurred in negotiating an operating lease are added to

the carrying amount of the leased asset and recognized over the lease term on the same bases as rental income.

Income Tax

Current tax

Current tax assets and liabilities are measured at the amount expected to be recovered from or paid to the taxation authorities. The tax rates and tax laws used to compute the amount are those that have been enacted or substantively enacted at the end of the reporting period.

Current income tax for current and prior periods, shall, to the extent unpaid, be recognized as a liability and is presented as "Income tax payable" in the statement of financial position. If the amount already paid in respect of current and prior periods exceeds the amount due for those periods, the excess shall be recognized as prepaid income tax included as part of "Other assets" in the statement of financial position.

Deferred income tax

Deferred income tax is provided using, the liability method, on all temporary differences at the reporting date between the tax bases of assets and liabilities and their carrying amounts for financial reporting purposes.

Deferred income tax liabilities are recognized for all taxable temporary differences. Deferred income tax assets are recognized for all deductible temporary differences, carry forward benefit of the excess of minimum corporate income tax (MCIT) over regular corporate income tax (RCIT) and unused net operating loss carryover (NOLCO), to the extent that it is probable that taxable profit will be available against which the deductible temporary differences and carry forward of MCIT and unused NOLCO can be utilized.

Deferred income tax that relates to items that are recognized (a) in other comprehensive income shall be recognized in other comprehensive income and (b) directly in equity shall be recognized directly in equity account.

The carrying amount of deferred income tax assets is reviewed at the end of each reporting date and reduced to the extent that it is no longer probable that sufficient taxable income will be available to allow all or part of the deferred income tax assets to be utilized. Unrecognized deferred income tax assets are reassessed at the end of each reporting date and are recognized to the extent that it has become probable that future taxable income will allow all or part of deferred income tax assets to be recovered.

Deferred income tax assets and liabilities are measured at the tax rate that is expected to apply to the year when the asset is realized or the liability is settled, based on tax rates and tax laws that have been enacted or substantively enacted at the reporting date. Movements in the deferred income tax assets and liabilities arising from changes in tax rates are credited to or charged against income or loss for the period.

Deferred income tax assets and deferred income tax liabilities are offset, if a legally enforceable right exists to set off current tax assets against current tax liabilities, and the deferred taxes relate to the same taxable entity and the same taxation authority.

Provisions

Provisions are recognized only when the Company has a present obligation (legal or constructive) as a result of a past event, it is probable that an outflow of resources embodying economic benefits will be required to settle the obligation, and a reliable estimate can be made of the amount of the obligation. Where the Company expects some or all of a provision to be reimbursed, for example, under an insurance contract, the reimbursement is recognized as a separate asset but only when the

reimbursement is virtually certain. The expense relating to any provision is presented in the statement of income, net of any reimbursement. If the effect of the time value of money is material, provisions are determined by discounting the expected future cash flows at a pre-tax rate that reflects current market assessments of the time value of money and, where appropriate, the risks specific to the liability. Where discounting is used, the increase in the provision due to the passage of time is recognized as an interest expense.

Contingencies

Contingent liabilities are not recognized in the financial statements. They are disclosed unless the possibility of an outflow of resources embodying economic benefits is remote. Contingent assets are not recognized in the financial statements but are disclosed when an inflow of economic benefits is probable. If it has become virtually certain that an inflow of economic benefits will arise, the asset and the related income are recognized in the statement of income.

Events After the End of the Reporting Date

Post year-end events that provide additional information about the Company's position at the end of the reporting date (adjusting events) are reflected in the Company's financial statements. Post year-end events that are not adjusting events are disclosed in the notes to the financial statements when material.

Note 3 - Significant accounting estimates and judgments

The preparation of the financial statements in accordance with PFRS requires the Company to make judgments and estimates that affect the reported amounts of assets, liabilities, income and expenses and disclosure of contingent assets and liabilities. Future events may occur which will cause the judgments and assumptions used in arriving at the estimates to change. The effects of any change in judgments and estimates are reflected in the financial statements as they become reasonably determinable.

Judgments and estimates are continually evaluated and are based on historical experience and other factors, including expectations of future events that are believed to be determinable under the circumstances.

Judgments

In the process of applying the Company's accounting policies, management has made the following judgments, apart from those involving estimations and assumptions, which has the most significant effect on the amounts recognized in the financial statements.

Classification of financial assets

The Company classifies a financial instrument depending on the purpose for which the financial instrument was acquired or originated. Management determines the classification of its financial instrument at initial recognition and, where allowed and appropriate, re-evaluates this classification at the end of each reporting date.

In addition, the Company classifies financial instruments by evaluating, among others, whether the asset is quoted or not in an active market. Included in the evaluation on whether a financial instrument is quoted in an active market is the determination on whether prices are readily and regularly available, and whether those prices represent actual and regularly occurring market transactions on an arm's length basis.

Distinction between property and equipment and investment property

The Company determines whether a property qualifies as property and equipment or investment property. In making its judgment, the Company considers whether the property is held for use in the supply of services, or is held for capital appreciation, and to earn rentals, in which case the property shall be classified as property and equipment or investment property, respectively, as the case may be. The Company considers each property separately in making its judgment.

Where a single property is partly held for use in the supply of services and partly for capital appreciation or rentals, and that the property cannot be separately sold or leased out under a finance lease, the property is considered by management as investment property only if an insignificant portion is held for use in the supply of services.

Estimates

The key assumptions concerning the future and other key sources of estimation uncertainty at the reporting date that have a significant risk of causing a material adjustment to the carrying amounts of assets and liabilities within the next financial year are discussed below.

Valuation of insurance contract liabilities

For nonlife insurance contracts, estimates have to be made both for the expected ultimate cost of claims reported at the end of the reporting period and for the expected ultimate cost of the IBNR claims at the reporting date. It can take a significant period of time before the ultimate claim costs can be established with certainty and for some type of policies, IBNR claims form the majority of the statement of financial position claims provision. The IBNR provision of the Company has been calculated using standard actuarial projection techniques using past development patterns to determine the expected future development and project the claim amounts for each accident year to its ultimate value. A number of different valuation methodologies have been adopted, each with their own strengths and blended them together which include: (a) paid chain ladder method (with and without Bornhuetter-Ferguson (BF) adjustments); (b) reported chain ladder method (with and without BF adjustments); and (c) expected loss ratio method. At each reporting date, prior year claims estimates are reassessed for adequacy and changes made are charged to provision.

The main assumption underlying the estimation of the claims provision is that a Company's past claims development experience can be used to project future claims development and hence ultimate claim costs. Historical claims development is mainly analyzed by accident years, but can also be further analyzed by significant business lines and claim types. Large claims are usually separately addressed, either by being reserved at the face value of loss adjuster estimates or separately projected in order to reflect their future development. In most cases, no explicit assumptions are made regarding future rates of claims inflation or loss ratios. Instead, the assumptions used are those implicit in the historical claims development data on which the projections are based.

Impairment of financial assets at FVOCI

The Company determines that financial assets at FVOCI are impaired when there has been a significant or prolonged decline in the fair value below its cost. This determination of what is 'significant' or 'prolonged' requires judgment. The Company treats 'significant' generally as 20% or more and 'prolonged' as greater than twelve months for equity securities. In addition, the Company evaluates among other factors, the normal volatility in share price for quoted securities, and the future cash flows and the discount factors for unquoted securities. Impairment may also be appropriate when there is evidence of deterioration in the financial health of the investee, industry and sector performance, changes in technology, and operating and financing cash flows.

Estimation of allowance for impairment losses on receivables

The Company maintains an allowance for impairment losses at a level considered adequate to provide for potential uncollectible receivables. The level of this allowance is evaluated by management on the basis of factors that affect the collectability of the accounts. These factors include, but are not limited to,

the length of the Company's relationship with the debtor, the debtor's payment behavior and known market forces. The Company reviews the age and status of receivables, and identifies accounts that are to be provided with allowances on a continuous basis. The amount and timing of recorded expenses for any period would differ if the Company made different judgments or utilized different estimates.

Estimation of useful lives of property and equipment and computer software

The Company reviews annually the estimated useful lives of property and equipment and computer software based on expected asset utilization. It is possible that future results of operations could be materially affected by changes in these estimates. A reduction in the estimated useful lives of property and equipment would increase recorded depreciation and amortization expense and decrease the related asset accounts.

Evaluation of impairment of property and equipment, and computer software

The Company assesses the impairment of its non-financial assets whenever events or changes in circumstances indicate that the carrying amount of the asset may not be recoverable.

The factors that the Company considers important which could trigger an impairment review include the following:

- significant underperformance relative to expected historical or projected future operating results;
- significant changes in the manner of use of the assets; and
- significant negative industry or economic trends.

Note 4 - Cash and cash equivalents

This account consists of:

	2020	2019
Cash on hand and in banks	417,268,992	402,534,753
Time deposits	356,958,917	297,201,232
	774,227,909	699,735,985

Cash in banks earn interest at the respective bank deposit rates. Time deposit are placements made for varying periods of up to three months depending on the immediate cash requirements of the company and earn interest at respective time deposits rates.

Note 5 - Insurance balances receivable

This account consists of:

	2020	2019
Premium receivables	1,043,918,250	949,429,066
Due from ceding companies	117,401,513	115,906,712
Reinsurance recoverable on paid losses	394,772,440	386,737,115
Premium reserve withheld by ceding companies	1,499,472	1,499,472
Other reinsurance receivables	3,397,530	2,083,161
Total	1,560,989,205	1,455,655,526
Less: Allowance for uncollectible accounts	24,939,344	24,519,686
	1,536,049,861	1,431,135,840

Details of premium receivables for the year 2020 follows:

	Amount
Within 180 days	631,372,101
Beyond 180 days	412,546,149
	1,043,918,250

Premiums receivable are usually due within 30-180 days without interest. Management believes that the carrying amount of its Insurance Balances Receivables approximates its net realizable value.

Following the currently effective statutory solvency measurement, the over 180 days receivable are considered non-admitted and will therefore be deducted from the audited Net Worth to arrive at the statutory Net Worth following the IC procedures.

Note 6 - Financial assets at fair value through other comprehensive income

The carrying values of financial assets at fair value through other comprehensive income have been determined as follows:

	2020	2019
At January 1	15,504,557	15,939,628
Additions	-	434,831
Disposals	-	-
Fair value adjustments	(3,059,396)	(869,902)
At December 31	12,445,161	15,504,557

Fair value adjustment for the year is presented as unrealized gain (loss) on financial assets at fair value through other comprehensive income in the statement of comprehensive income while its accumulated balance is presented as part of equity in the statement of financial position.

Note 7 - Financial assets at amortized costs

The carrying values of financial assets at amortized costs have been determined as follows:

	2020	2019
At January 1	366,977,655	322,940,720
Additions	162,445,714	66,756,549
Disposals	(129,128,000)	(23,000,000)
Amortization adjustments	553,718	280,386
At December 31	400,849,087	366,977,655

Financial assets at amortized costs consist of Investment in government securities which are deposited with the Insurance Commission (IC) in accordance with the provisions of the Insurance Code for the benefit and security of policy holders and creditor of the Company.

Note 8 - Investment in stocks

Investment in stocks consists of equity securities which are not quoted in stock market, details follows:

	2020	2019
At January 1	32,659,805	32,658,805
Additions	-	1,000
Disposals	-	-
Adjustments	-	-
At December 31	32,659,805	32,659,805

Note 9 - Loans and other receivables

This account consists of:

	2020	2019
Subscription receivable	173,671,887	-
Mortgage loan	51,703,164	64,031,383
Salvage recoverable	8,874,446	8,874,446
Accounts receivable	2,460,696	-
Accrued interest	1,178,906	1,077,445
	237,889,099	73,983,274

Note 10 - Reinsurance assets

This account consists of:

	2020	2019
Reinsurance recoverable on unpaid losses- Treaty	100,965,072	15,069,620
Reinsurance recoverable on unpaid losses- Facultative	30,623,042	52,996,577
Reinsurance recoverable on unpaid losses- LAE Treaty	369,683	307,913
Reinsurers' share on IBNR losses	118,602,851	73,403,200
	250,560,648	141,777,310

Note 11 - Deferred acquisition cost

The details of this account follow:

	2020	2019
Balance at beginning of year	119,365,537	93,499,903
Commissions paid and accrued during the year	217,173,200	226,933,703
Amortized during the year	(220,089,825)	(201,068,069)
Balance at end of year	116,448,912	119,365,537

Note 12 - Deferred reinsurance premium

The details of this account follow:

	2020	2019
Balance at beginning of year	40,933,989	45,235,810
Premiums ceded during the year	157,112,668	82,742,261
Amortized during the year	(97,531,569)	(87,044,082)
Balance at end of year	100,515,088	40,933,989

Note 13 - Investment properties

This account consists of land, details as follows:

	2020	2019
Balance at beginning of year	134,878,000	14,878,000
Additions	-	120,000,000
Reclassification	(120,000,000)	-
Fair value gains	931,000	-
Balance at end of year	15,809,000	134,878,000

The Company had its lands located in various cities revalued as of December 31, 2020 by an independent appraiser. Details of the revalued properties follow:

	Amount
Fair value at end of year	15,809,000
Less: Fair value at beginning of year	14,878,000
Fair value gains	931,000

The land acquired initially for capital appreciation amounting to P120 million was reclassified to property and equipment when the Company decided to utilize it for the construction of its branch office.

Note 14 - Property and equipment, net

Details of property and equipment as at December 31, are as follows:

	Furniture, Fixtures & Equipment	Transportation Equipment	Electronics Data Processing	Office Improvement	Land & Buildings	Total
Cost						
At January 1, 2019	14,199,550	68,128,987	63,224,477	17,637,364	108,874,048	272,064,426
Additions	2,039,076	85,066	4,250,327	765,407	41,629,431	48,769,307
Revaluation	-	-	-	-	-	-
At December 31, 2019	16,238,626	68,214,053	67,474,804	18,402,771	150,503,479	320,833,733
Additions	1,600,971	-	4,609,025	1,165,807	46,367,732	53,743,535
Reclassification	-	-	-	-	120,000,000	120,000,000
Revaluation	-	-	-	-	16,960,000	16,960,000
At December 31, 2020	17,839,597	68,214,053	72,083,829	19,568,578	333,831,211	511,537,268
Accumulated depreciation						
At January 1, 2019	10,069,865	64,824,473	42,255,371	14,814,659	3,846,506	135,810,874
Charges	1,294,203	2,167,202	6,717,843	888,317	1,971,251	13,038,816
At December 31, 2019	11,364,068	66,991,675	48,973,214	15,702,976	5,817,757	148,849,690
Charges	1,416,133	771,393	7,269,816	921,057	4,080,804	14,409,202

At December 31, 2020	12,780,201	67,763,068	56,243,030	16,624,032	9,848,561	163,258,892
Net book values						
December 31, 2019	4,874,558	1,222,378	18,501,590	2,699,795	144,685,722	171,984,043
December 31, 2020	5,059,396	450,985	15,840,799	2,944,546	323,982,650	348,278,376

Depreciation and amortization for the years ended December 31, 2020 and 2019 amounting to P14,409,202 and P13,038,816 are presented under general and administrative expenses.

A parcel of land acquired and recognized initially as investment property was reclassified to property and equipment when the Company decided to construct on it its branch office.

The Company had its buildings located in various cities revalued as of December 31, 2020 by an independent appraiser. Details of the revalued properties follow:

	At revalued amount	At cost	Revaluation surplus
Land and buildings	333,831,211	316,871,211	16,960,000
Less: Accumulated depreciation	9,848,561	9,848,561	-
Net carrying amount	323,982,650	307,022,650	16,960,000

Note 15 - Other assets

This account consists of:

	2020	2019
Deposits	2,723,335	1,764,812
Security fund	48,439	48,439
	2,771,774	1,813,251

Note 16 - Insurance contract liabilities

This account consists of:

	2020	2019
Claims payable	786,986,201	509,189,898
Reserve for unearned premium	639,014,389	657,326,030
	1,426,000,590	1,166,515,928

The details of claims payable follow:

	2020	2019
Outstanding claims payable	526,708,378	342,202,818
MFAD and handling expense	166,250,823	109,283,218
Provision for IBNR	94,027,000	57,703,862
	786,986,201	509,189,898

The details of reserve for unearned premium follow:

	2020	2019
Balance at beginning of year	657,326,030	519,187,314
Policies written during the year	1,109,746,033	1,278,679,453
Policies assumed during the year	95,994,451	4,431,212
Premiums earned during the year	(1,224,052,125)	(1,144,971,949)
Balance at end of year	639,014,389	657,326,030

Note 17 - Reinsurance payable

This account consists of:

	2020	2019
Due to reinsurers	154,812,726	77,265,220
Funds held for reinsurers	62,103,140	48,985,682
	216,915,866	126,250,902

Note 18 - Deferred commission income

The details of deferred commission income follow:

	2020	2019
Balance at beginning of year	11,871,213	11,659,635
Income collected and earned during the year	21,171,094	24,134,013
Amortized during the year	(21,601,656)	(23,922,435)
Balance at end of year	11,440,651	11,871,213

Note 19 - Accounts and other payables

This account consists of:

	2020	2019
Accounts payable	69,987,145	75,191,540
Taxes payable	154,310,522	174,707,870
Deferred VAT payable	117,012,051	139,122,718
Pension payable	35,287,398	26,790,938
SSS, PHIC and HDMF contributions payable	928,342	873,760
SSS and HDMF loans payable	233,836	230,912
Other payables	4,547,821	5,407,798
	382,307,115	422,325,536

Note 20 - Share capital

Details of the Company's share capital are as follows:

	2020		2019	
	No. of Shares	Amount	No. of Shares	Amount
Authorized share capital – P100 par value				
Balance at beginning of year	5,000,000	500,000,000	5,000,000	500,000,000
Increase during the year	5,000,000	500,000,000	-	-
Balance at end of year	10,000,000	1,000,000,000	5,000,000	500,000,000
Paid up				
Balance at beginning of year	5,000,000	500,000,000	5,000,000	500,000,000
Issued during the year	-	-	-	-
Balance at end of year	5,000,000	500,000,000	5,000,000	500,000,000

Note 21 - Subscribed share capital

The Board of Directors approved on March 8, 2019 the subscriptions of various shareholders amounting to P500 million which are payable one year after the approval of the application for increase in authorized capital.

	2020		2019	
	No. of Shares	Amount	No. of Shares	Amount
Ordinary shares				
Balance at beginning of year	-	-	7,046,200	70,046,200
Subscribed during the year	5,000,000	500,000,000	-	-
Issued during the year	-	-	(7,046,200)	(70,046,200)
Balance at end of year	5,000,000	500,000,000	-	-

Note 22 - Deposit for future subscription

This account represents cash deposits and investment property made by the shareholders to be applied on their future subscriptions of shares on the proposed increase in the Company's authorized share capital from P500 million to P1 billion which was approved by the Board of Directors on March 8, 2019.

The application for the proposed increase was approved by the Securities and Exchange Commission (SEC) on December 28, 2020.

Note 23 - Additional paid in capital

This account represents excess of net assets acquired over par value of Company's shares issued arising from merger with Utility Assurance Corporation. The merger was approved by the Securities and Exchange Commission on September 24, 2012.

Note 24 - Contributed surplus

This account represents temporary investment of the shareholders to cover up capital and net worth impairment as determined by the Insurance Commission. This account had balances of P71 million as at December 31, 2020 and 2019.

Note 25 - Fluctuation reserves

This account consists of:

	2020	2019
Revaluation surplus	77,692,719	61,729,326
Fluctuation reserve on stocks	2,030,636	5,090,031
	79,723,355	66,819,357

The details of revaluation surplus follow:

	2020	2019
Balance, beginning of year	61,729,325	62,725,931
Increase in fair value during the year	16,960,000	-
Amortization during the year	(996,606)	(996,606)
Balance, end of year	77,692,719	61,729,325

The details of fluctuation reserve on stocks follow:

	2020	2019
Balance, beginning of year	5,090,032	5,959,934
Increase (decrease) in market value during the year	(3,059,396)	(869,902)
Balance, end of year	2,030,636	5,090,032

Note 26 - Accumulated profits***Prior year adjustment***

Prior year adjustment pertains to deferred tax assets written off amounting to **P16,485,812** in 2019, which the Company believes that there will no longer be future tax benefit.

Note 27 - Gross earned premiums on insurance contracts

The details of this account for the years ended December 31, are as follows:

	2020	2019
Gross premiums written		
Direct	1,109,746,033	1,278,679,453
Assumed	95,994,451	4,431,212
Total gross premiums on insurance contracts	1,205,740,484	1,283,110,665
Gross change in reserve for unearned premium	18,311,641	(138,138,716)
Gross earned premiums on insurance contracts	1,224,052,125	1,144,971,949

Note 28 - Reinsurers' share on gross earned premiums

The details of this account for the years ended December 31, are as follows:

	2020	2019
Ceded premium	157,112,668	82,742,261
Gross change in deferred reinsurance premium	(59,581,099)	4,301,821
Reinsurers' share on gross earned premiums	97,531,569	87,044,082

Note 29 - Commission income

The details of this account for the years ended December 31, are as follows:

	2020	2019
Collected and earned during the year	21,171,094	24,134,013
Gross change in deferred commission income	430,562	(211,578)
	21,601,656	23,922,435

Note 30 - Net insurance benefits and claims

The details of this account for the years ended December 31, are as follows:

	2020	2019
Insurance contract benefits and claims paid	301,892,974	496,981,879
Gross change in claims payable	277,796,303	37,642,480
	579,689,277	534,624,359

Note 31 - Commission expense

The details of this account for the years ended December 31, are as follows:

	2020	2019
Paid and accrued during the year	217,173,200	226,933,703
Gross change in deferred acquisition cost	2,916,625	(25,865,634)
	220,089,825	201,068,069

Note 32 - Other underwriting expense

This account consists of expenses related to underwriting CTPL insurance contracts.

Note 33 - Investment and other income

This account consists of:

	2020	2019
Investment and interest income	21,387,984	21,875,314
Dividend income	206,401	170,344
Gain on increase in fair value of investment property	931,000	-
Other income (loss)	20,274	(1,112)
	22,545,659	22,044,546

Note 34 - General and administrative expenses

This account consists of:

	2020	2019
Salaries and wages	110,453,991	108,982,448
Allowances and bonuses	28,465,186	9,540,468
Rent	20,913,895	15,953,780
Printing and office supplies	15,437,193	16,890,650
Depreciation	14,409,202	13,038,816
Retirement	12,022,940	8,019,957
Representation and entertainment	9,143,770	9,685,033
Transportation	8,535,628	10,664,038
SSS, PHIC and HDMF premium contributions	7,616,005	6,115,721
Communication	7,589,364	7,119,725
Fees and dues	4,446,447	4,043,553
Light and water	3,437,947	4,659,144
Advertising and promotions	3,257,202	5,310,446
Donations and contributions	3,162,281	3,037,056
Professional and technical development	2,584,703	2,453,397
Repairs and maintenance	2,163,355	1,803,325
Directors fees and allowances	2,149,999	2,140,000

	2020	2019
Professional fees	1,597,329	2,497,345
Association and pool dues	661,560	432,512
Taxes and licenses	504,941	1,459,723
Provision for uncollectible accounts	419,658	5,577,678
Impairment losses	-	1,240,547
Other operating expenses	17,111,678	17,573,650
	276,084,274	258,239,012

Note 35 - Current and deferred taxes

This account consists of:

	2020	2019
Regular corporate income tax	19,027,383	23,127,815
Final tax	4,547,161	4,375,063
Provision for tax deficiency	20,495,725	2,529,423
	44,070,269	30,032,301

The reconciliation of the tax on pretax income (loss) computed at the statutory rate to tax expense is shown below:

	2020	2019
Tax on pretax income	22,796,930	26,652,222
Provision for tax deficiency	20,495,725	2,529,423
Add (deduct) tax effects of:		
Nontaxable income	(312,785)	(51,103)
Non-deductible expense	2,451,933	3,089,290
Income subject to lower income tax rate	(1,334,534)	(2,187,531)
	44,097,269	30,032,301

Note 36 - Supplementary information required by the Bureau of Internal Revenue

On October 10, 2007, Revenue Regulations (R.R.) No 12 was signed, amending certain provisions of R.R.No.9-98 relative to the due date within which to pay MCIT imposed on domestic corporation and resident foreign corporations. These revenue regulations require the quarterly payment of MCIT. The quarterly MCIT payments shall be creditable against the tax that will be due at the end of the taxable year whether it be RCIT or MCIT. The regulations took effect beginning on the income tax return for fiscal quarter ending September 30, 2007.

In compliance with the requirements set forth by RR15-2010 hereunder are the information on taxes and license fees paid or accrued during the taxable year.

Output Value Added Tax (VAT)

The Company is a VAT-registered company with VAT output tax declaration of P128,420,023 for the year based on the premiums collected amounting to P1,070,166,859.

The Company has no zero-rated/exempt sales for the year 2020.

Input VAT

The Company has claimed VAT input amounting to P39,401,564 for the year 2020.

Documentary Stamp Tax (DST)

The Company paid DST amounting to P87,330,647 during 2020.

Fire Service Tax (FST)

The Company paid FST amounting to P1,135,707 during 2020.

Withholding Taxes

The amount of withholding taxes paid/accrued for the year amounted to:

	Amount
At source	25,546,382
Compensation	11,423,340
	36,969,722

Taxes and Licenses

This account consists of:

	Amount
Licenses and fees	494,441
Corporate residence certificate	10,500
	504,941

Tax Assessment

The Company has been subjected to examinations by the Bureau of Internal Revenue. During the year 2020, it was able to settle the deficiency tax assessments for the taxable year 2014 and 2016. No examination was made for the taxable year 2015. Under the Tax Code, the Bureau of Internal Revenue has three (3) years to conduct an assessment reckoned from the last day prescribed by law for the filing of the return or from the day the return was filed, whichever is later unless in case of false or fraudulent return with intent to evade tax or of failure to file a return. The assessments for the taxable year 2017 and 2018 were fully settled in the year 2021 while the assessment for the taxable year 2019 is still ongoing.

Note 37 - Management of insurance and financial risks

Governance Framework

The primary objective of the Company's risk and financial management framework is to protect the Company from events that hinder the sustainable achievement of the Company's performance objectives, including failure to exploit opportunities. The company recognizes the importance of having efficient and effective risk management systems in place.

Regulatory Framework

Regulators are interested in protecting the rights of the policyholders and maintain close vigil to ensure that the Company is satisfactorily managing affairs for their benefit. At the same time, the regulators are also interested in ensuring that the Company maintains appropriate solvency positions to meet liabilities arising from claims and that the risk levels are at acceptable levels. The operations of the Company are subject to the regulatory requirements of the IC. Such regulations not only prescribe approval and monitoring of activities but also impose certain restrictive provisions (e.g., capital adequacy to minimize the risk of default and insolvency on the part of the insurance companies to meet the unforeseen liabilities as these arise).

Financial Risks

The company is exposed to financial risks through its financial assets, financial liabilities, reinsurance assets and insurance liabilities. In particular, the key financial risk is that the proceeds from its financial assets are not sufficient to fund the obligations arising from its insurance contracts. The most important components of this financial risk are credit risk, liquidity risk and market risk. These risks arise from open positions in interest rate, currency and equity products, all of which are exposed to general and specific market movements.

Credit Risk

Credit risk is the risk that one party to a financial instrument will fail to discharge an obligation and cause the other party to incur a financial loss.

The Company manages the level of credit risk by setting up exposure limits for each counterparty of group of counterparties, and industry segments; right of offset where counterparties are both debtors and creditors; guidelines on obtaining collaterals and guarantees; reporting of credit risk exposures; monitoring compliance with credit risk policy and review of credit risk policy for pertinence and changing environment.

The Company sets the maximum amounts and limits that may be advanced to place with individual corporate counterparties which are set by reference to their long-term ratings.

Credit risk exposure in respect of all other counterparties is managed by setting standard business terms that are required to be met by all counterparties. Commissions due to intermediaries are netted off against amounts receivables from them to reduce the risk of doubtful accounts.

The credit quality of the financial assets was determined as follows:

a. Cash and cash equivalent

These are classified as investment grade. These are deposited, placed or invested in foreign and local banks belonging to the top banks in the Philippines in terms of resources and profitability.

b. Insurance and other loans and receivables

The Company uses a credit rating concept based on the borrowers overall credit worthiness. Investment grade is given to borrowers and counterparties having good standing in terms of credit and paying habits and their outstanding account balance does not exceed 30% of their total production. Below investment grade is given to borrowers and counterparties having low standing in terms of credit and paying habits and their outstanding balance exceeds 50% of their total production.

c. Debt securities

These are classified as investment grade. The government debt securities are issued by local government authority and are considered as risk-free debt securities.

d. Equity securities

Listed equity shares are classified as investment grade. Unlisted equity shares are classified as non-investment grade.

The Company did not have any significant concentration of credit risk with a single counterparty or group of counterparties, geographical and industry segments as of December 31, 2020 and 2019.

Liquidity Risk

Liquidity or funding risk is the risk that an entity will encounter difficulty in arising funds to meet commitments associated with financial instruments. Liquidity risk may result from either the inability to sell financial assets quickly at their fair values; or counterparty failing on repayment of a contractual

obligation; or insurance liability falling due for payment earlier than expected; or inability to generate cash inflows as anticipated.

The major liquidity risk confronting the Company is the potential daily calls on its available cash resources in respect of claims arising from insurance contracts.

The Company manages liquidity risk by specifying minimum proportion of fund to meet emergency calls; specifying the sources of funding and the events that would trigger the plan; determining concentration of funding sources; reporting of liquidity risk exposure; monitoring compliance with liquidity risk policy and review of liquidity risk policy for pertinence and changing environment.

It is unusual for a company primarily transacting insurance business to predict the requirement of funding with absolute certainty as theory of probability is applied on insurance contracts to ascertain the likely provisions and the time period when such liabilities will require settlement. The amounts and maturities in respect of insurance liabilities are thus based on management's best estimate based on statistical techniques and past experience.

Market Risk

Market risk is the risk of change in fair value of financial instruments from fluctuations in foreign exchange rates (currency risk), market interest rates (interest rate risk) and the market prices (price risk), whether such change in price is caused by factors specific to the individual instrument or its issuer or factors affecting all instruments traded in the market.

The Company structure levels of market risk it accepts through a market risk policy that determines what constitutes market risk for the Company; basis used to fair value financial assets and liabilities; asset allocation and portfolio limit structure; diversification benchmarks by type of instrument; sets out the net exposure limits by each counterparty or group of counterparties, reporting of market risk exposure and breaches; and monitoring compliances with market risk policy and review of market risk policy for pertinence and changing environment.

(a.) Currency Risk

The Company's principal transactions are carried out in Philippines Peso and its exposure to foreign exchange risk arises primarily with respect to the US Dollar, as it deals with foreign reinsurers in its settlement of its obligations and receipts of any claim reimbursement.

The Company's financial assets are denominated in the same currencies as its insurance liabilities, which mitigate the foreign currency exchange rate risk. Thus, the main foreign exchange risk arises from recognized assets and liabilities denominated in currencies other than those in which insurance liabilities are expected to be settled.

(b) Interest Rate Risk

Interest rate risk is the risk that the value/future cash flows of a financial instrument will fluctuate because of changes in interest rates.

(a) Price Risk

The Company's price risk exposure at year-end relates to financial assets and liabilities whose values will fluctuate as a result of changes in market prices, principally, equity securities.

Such investment securities are subject to price risk due to changes in market values of instruments arising either from factors specific to individual instruments or their issuers or factors affecting all instruments traded in the market.

The Company's market risk policy requires it to manage such risks by setting and monitoring objectives and constraints on investments, diversification plan, and limits on investment in each sector and market.

The analysis below is performed for reasonably possible movements in key variables with all other variables held constant, showing the impact on equity (due to changes in fair value of AFS financial assets). The correlation of variables will have a significant effect in determining the ultimate impact on price risk, but to demonstrate the impact due to changes in variables, variables had to be changed on an individual basis. It should be noted that movements in these variables are non-linear.

Insurance Risk

The risk under an insurance contract is the risk that an insured event will occur including the uncertainty of the amount and timing of any resulting claim. The principal risk that the Company faces under such contracts is that the actual claims and benefit payments exceed the carrying amount of insurance liabilities. This is influenced by the frequency of claims, severity of claims, when actual benefits paid are greater than originally estimated and subsequent development of long-term claims.

For general insurance contracts, the most significant risks arise from climate changes, natural disasters and terrorist activities. These risks vary significantly in relation to the location of the risk insured by the Company and types of risks insured.

The variability of risks is improved by diversification of risk of loss to a large portfolio of insurance contracts and as a more diversified portfolio is less likely to be affected across the board by changes in any subset of the portfolio.

The variability of risks is also improved by careful selection and implementation of underwriting strategies, strict claims review policies to assess all new and outgoing claims, as well as the investigation of possible fraudulent claims. The Company also enforces a policy of actively managing and promptly pursuing claims, in order to reduce its exposure to unpredictable future developments that can negatively impact the Company.

The Company also limited its exposure by imposing maximum claims amounts on certain contracts as well as the use of reinsurance arrangements. The purpose of these underwriting and reinsurance strategies is to limit exposure to catastrophes to a predetermined maximum amount based on the Company's premiums retained.

The majority of the reinsurance business ceded is placed on quota share basis with retention limits in varying by product line. Amounts recoverable from reinsurers are estimated in a manner consistent with the assumptions used for ascertaining the underlying policy benefits and are presented in the balance sheets as reinsurance assets.

Although the Company has reinsurance arrangements, it is not relieved of its direct obligations to its policyholders and thus a credit exposure exists with respect to the reinsurance ceded, to the extent that any reinsurers is unable to meet its obligations assumed under such reinsurance agreements.

The Company's placement of reinsurance is diversified such that it is neither dependent on a single reinsurer nor are the operations of the Company substantially dependent upon any single reinsurance contract. There is no single counterparty exposure that exceeds 5% of the total reinsurance assets at the balance sheet dates.

The Company's key management personnel include the President, Senior Vice-President, Department Managers, Supervisors and Officers-in-Charge.

Note 38 - Related party transaction

Parties are considered to be related if one party has the ability, directly or indirectly, to control the other party or exercise significant influence over the party in making financial and operating decisions. Parties are also considered to be related if they are subject to common control or common significant influence. Related parties may be individuals or corporate entities. Transactions between related parties are on an arm's length basis in a manner similar to transactions with non-related parties.

The Company's related parties include its key management and shareholders.

Note 39 - Capital management and regulatory requirements

The Company maintains a certain level of capital to ensure sufficient solvency margins and to adequately protect the policyholders. The level of capital maintained is usually higher than the minimum capital requirements set by the regulators and the amount computed under the Risk Based Capital Model. The Company fully complied with the externally imposed capital requirements during the reported financial periods.

The IC capital requirements are the Margin of Solvency (MOS), Fixed Capitalization Requirements, Risk-Based Capital (RBC) and unimpaired capital requirement.

The operation of the Company is subject to the regulatory requirement of the IC. Such regulations not only prescribe approval and monitoring activities but also impose certain restrictive provisions (e.g., margin of solvency to minimize the risk of default and insolvency on the part of the insurance companies to meet the unforeseen liabilities as these arise, fixed capitalization requirements, risk-based capital requirements).

Margin of Solvency (MOS)

The company is required to maintain, at all times an MOS equal to P500,000 or 10% of the total amount of its net premiums written during the preceding year, whichever is higher. The MOS shall be excess of the value of its admitted assets (as defined under the Code) exclusive of its paid-up capital over the amount of its liabilities, reserve for unearned premiums and reinsurance reserves.

The final amount of the MOS can be determined only after the accounts of the Company have been examined by the IC, specifically as to admitted and non-admitted assets as defined in the Code.

If an insurance company failed to meet the minimum required MOS, the IC is authorized to suspend or revoke all certificates of authority granted to such companies, its officers and agents, and no new business shall be done by and for such company until its authority is restored by the IC.

Fixed Capitalization Requirements

On August 5, 2013, the President of the Philippines approved Republic Act No. 10607 to be known as the "New Insurance Code" which provides the new capitalization requirements for all existing insurance companies based on net worth on a staggered basis starting June 30, 2013 up to December 31, 2022. The following presents the amount of required net worth and the schedule of compliance per New Insurance Code:

	<u>Networth</u>	<u>Compliance date</u>
P	250,000,000	June 30, 2013
	550,000,000	December 31, 2016
	900,000,000	December 31, 2019
	1,300,000,000	December 31, 2022

On January 13, 2015, the IC issued the Circular Letter (CL) No. 2015-02-A which provides for the clarification and minimum capital requirement under Sections 194, 197, 200 and 289 of the New Insurance Code. The said circular supersedes the Department Order Nos. 27-06 and 15-2015 and CL Nos. 22-2008 and 26-2008.

The minimum networth requirement must remain unimpaired for the continuance of the license.

Risk-based Capital Requirement

IMC No. 6-2006 provides for the RBC framework for the non-life insurance industry to establish the required amounts of capital to be maintained by the companies in relation to their investment and insurance risks. Every non-life insurance company is annually required to maintain a minimum RBC ratio of 100% and not to fail the trend test. Failure to meet the minimum RBC ratio shall subject the insurance company to the corresponding regulatory intervention, which has been defined at various levels.

The RBC ratio shall be calculated as net worth divided by the RBC requirement. Net worth shall include the Company's paid-up capital, contributed and contingency surplus and unassigned surplus. Revaluation and fluctuation reserve accounts shall form part of net worth not only to the extent authorized by the IC. The RBC requirement is the ratio of the number of insurers which are able to meet the corresponding RBC hurdle rate requirement for a given year to the total number of insurers in the industry.

The final amount of the RBC ratio can be determined only after the accounts of the Company have been examined by the IC specifically as to admitted and non-admitted assets as defined under the Insurance Code.

Unimpaired Capital Requirement

IMC 22-2008 provided that for the purposes of determining compliance with the law, rules and regulations requiring that the paid-up capital should remain intact and unimpaired at all times, the balance sheet should show that the net worth or stockholders' equity is at least equal to the actual paid-up capital.

Consolidated Compliance Framework

IMC No. 10-2006 integrated the compliance standards for the fixed capitalization and RBC framework. Under this IMC, subsequent to year 2006, the fixed capitalization requirement for a given year may be suspended for insurers that comply with the required RBC hurdle rate, provided that the industry complies with the required industry RBC ratio compliance rate. The IMC provides the annual schedule of progressive rates for the Industry RBC Ratio Compliance Rates and the RBC Hurdle Rates from 2007 to 2011. For the review year 2011 which shall be based on the 2010 synopsis, the Industry RBC Ratio Compliance Rate is 90% and the RBC Hurdle Rate is 250%. For the review year 2010 which shall be based on the 2009 synopsis, the Industry RBC Ratio Compliance Rate is 90% and the RBC hurdle rate is 200%. Failure to achieve one of the rates will result in the imposition of the fixed capitalization requirement for the year under review.

Note 40 - Contingencies

The Company operates in the insurance industry and has various contingent liabilities arising in the ordinary conduct of business, which are either pending decision by the courts or being contested, the outcome of which are not presently determinable. In the opinion of management and its legal counsel, the eventual liability under these lawsuits or claims, if any, will not have material or adverse effect on the Company's financial position and results of operations.